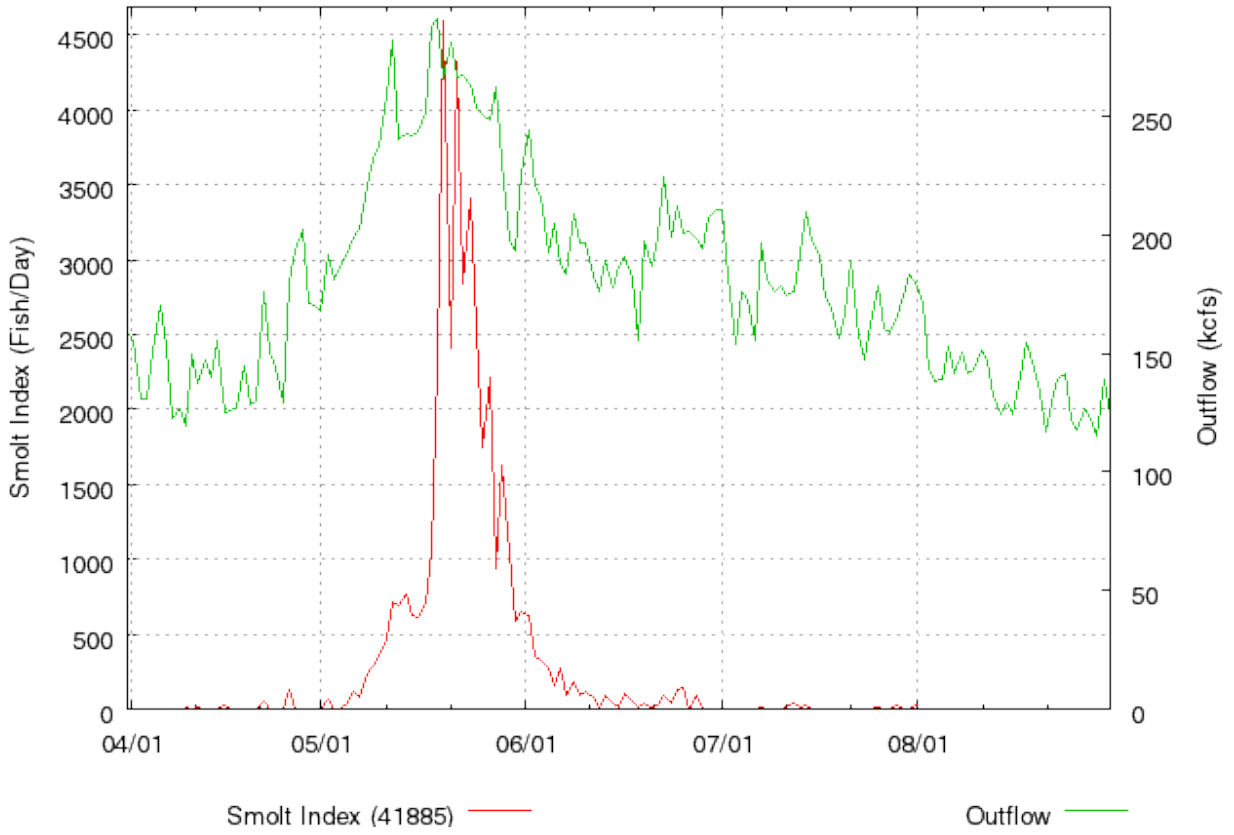
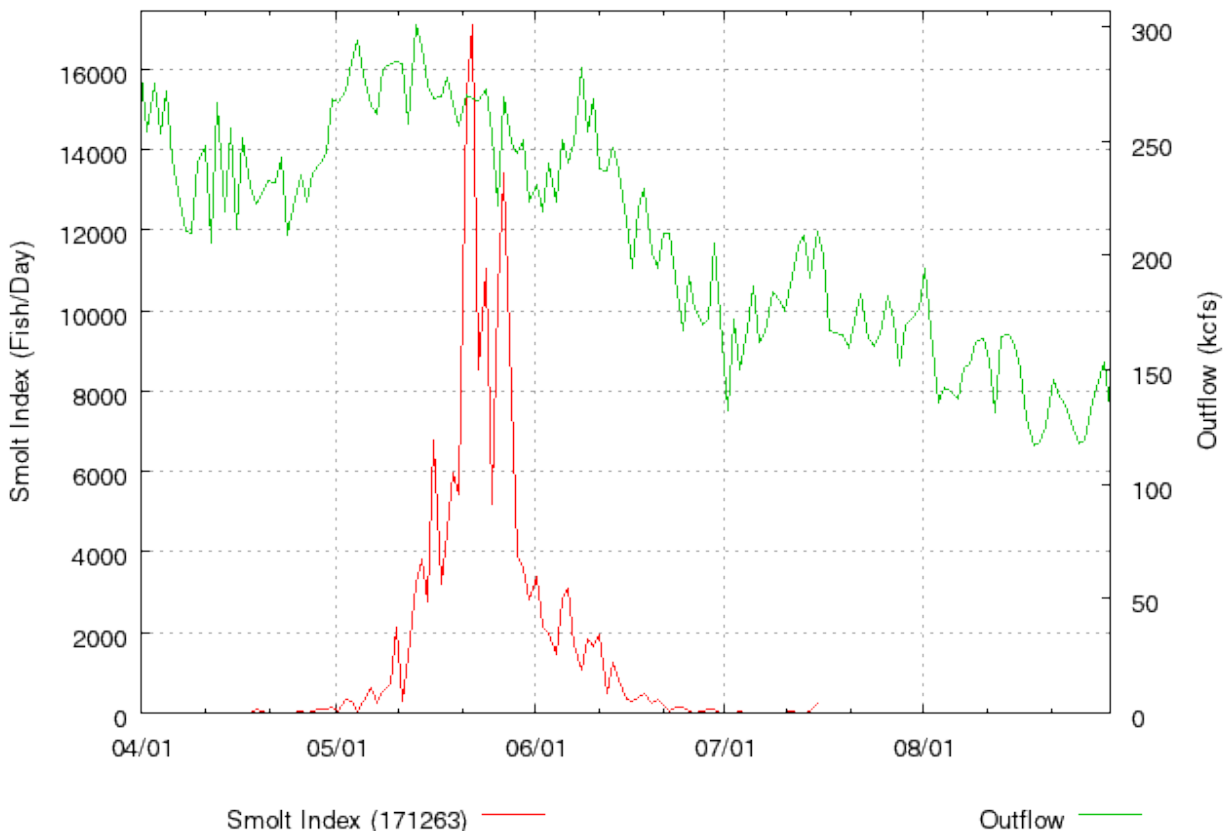
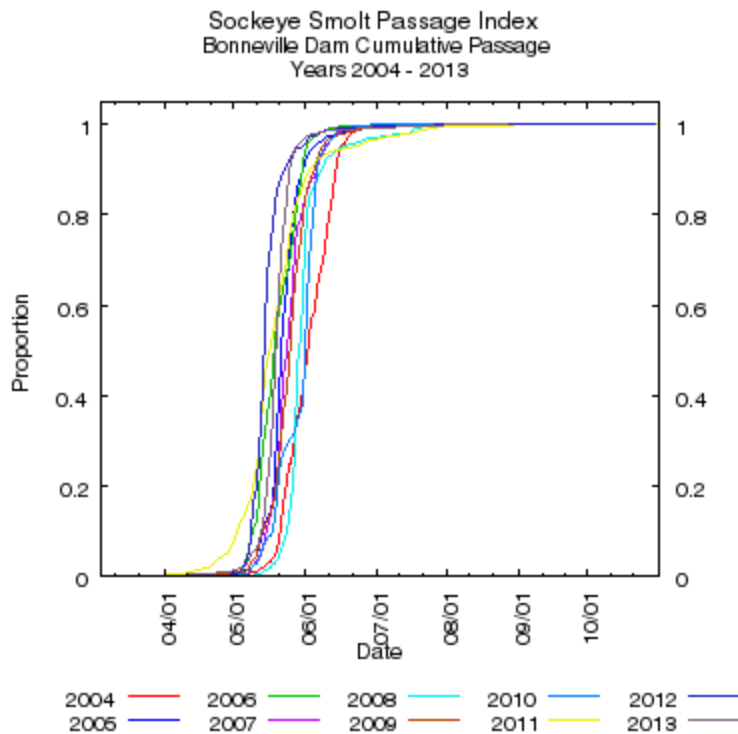
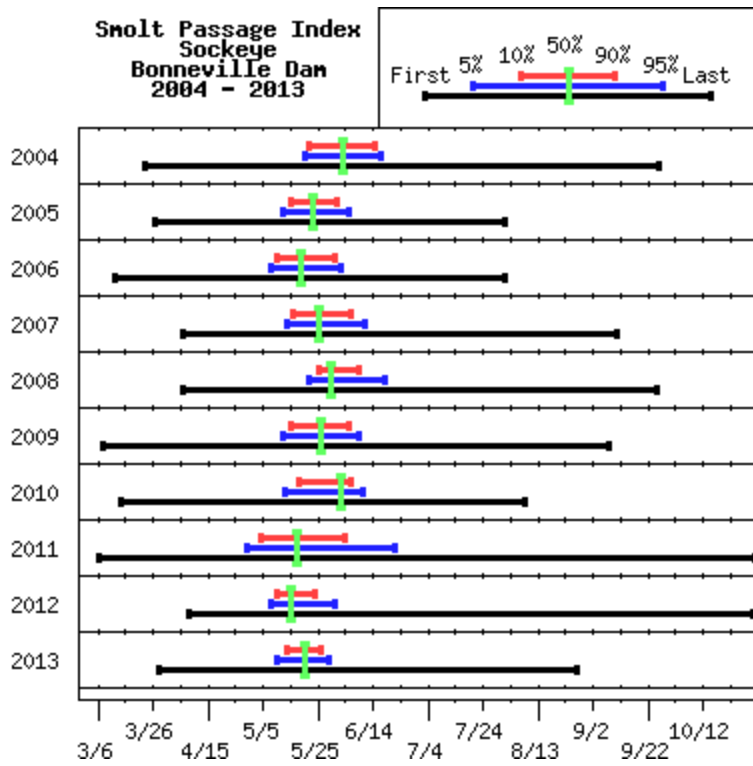


### Smolt Index, Outflow 2005, Bonneville, Sockeye



### Smolt Index, Outflow 2007, Bonneville, Sockeye





**Migration Timing Characteristics**

Year

Passage Dates

Middle  
80%

	<b>First</b>	<b>1%</b>	<b>5%</b>	<b>10%</b>	<b>50%</b>	<b>90%</b>	<b>95%</b>	<b>Last</b>	<b>Days</b>
2004	03/22	05/10	05/19	05/21	06/02	06/14	06/16	09/25	25
2005	03/27	05/06	05/12	05/15	05/23	06/01	06/05	08/01	18
2006	03/12	05/05	05/08	05/10	05/19	05/31	06/02	08/01	22
2007	04/06	05/07	05/14	05/16	05/25	06/06	06/11	09/11	22
2008	04/05	05/14	05/21	05/24	05/29	06/08	06/17	09/24	16
2009	03/08	05/06	05/12	05/15	05/26	06/05	06/09	09/08	22
2010	03/14	05/09	05/13	05/18	06/02	06/06	06/10	08/08	20
2011	03/06	04/13	04/29	05/04	05/17	06/04	06/22	10/31	32
2012	04/07	05/04	05/07	05/09	05/14	05/23	05/30	10/29	15
2013	03/28	05/01	05/10	05/14	05/20	05/26	05/29	08/27	13